

Quickly clamp wires in even more confined spaces!

Featuring the same convenient functionality and reliable performance...

Introducing the successor to the AC Clamp Meter 3280-20F



actual size

- ✓ **A new sensor profile yields outstanding ease of use**


Conventional clamp meter



CM3289



- ✓ **Use in even more applications with an optional flexible sensor. Measure both wires in confined spaces and thick wires with a single instrument.**



Φ130 mm
4200 A AC

AC FLEXIBLE CURRENT SENSOR CT6280

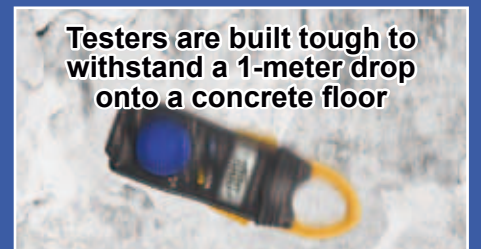


Fits in your pocket



-25°C to 65°C

Broad operating temperature range



Testers are built tough to withstand a 1-meter drop onto a concrete floor

Mechanically robust design

Essential equipment for professional electricians: Measure current and voltage with a single instrument

Current

Voltage

Large currents
4200 A AC

[Option]
AC FLEXIBLE CURRENT SENSOR CT6280

Large-diameter loop is ideal for measuring large wires and pairs of wires

Easy attachment

Resistance

Continuity Check

Included test leads come with caps to prevent inadvertent short-circuits.

In small spaces

Freely bendable

Attachment for easier routing between wires

Store everything in the bundled Carrying Case C0205

Specifications

Basic accuracy figures for measurement ranges are indicated in parentheses. Accuracy guaranteed for 1 year, Post-adjustment accuracy guaranteed for 1 year, Product warranty period is 3 years.

AC measurement method	True RMS
Core jaw diameter	φ33 mm (1.30"), jaw thickness: 8.3 mm (0.33")
Max. rated voltage to earth	Jaw : CAT IV 300 V, CAT III 600 V Voltage measurement terminal : CAT III 300 V, CAT II 600 V
AC Current	42.00 A / 420.0 A / 1000 A (±1.5% rdg.±5 dgt.)
Frequency characteristics	40 Hz to 1 kHz
AC Voltage	4.200 V to 600 V, 4 ranges (±1.8% rdg.±7 dgt.)
Frequency characteristics	45 Hz to 500 Hz
DC Voltage	420.0 mV to 600 V, 5 ranges (±1.0% rdg.±3 dgt.)
Resistance	420.0 Ω to 42.00 MΩ, 6 ranges (±2.0% rdg.±4 dgt.)
Continuity Check	420.0 Ω (±2.0% rdg.±4 dgt.) Threshold of buzzer sound 50 Ω±40 Ω or less
Crest factor	For 2500 counts or less 2.5, Linearity reduced to 1.5 or less at 4200 counts
Display refresh rate	400 ms

Operating temperature and humidity	-25°C to 65°C (-13°F to 149°F), 80% RH or less (no condensation)
Storage temperature and humidity	-25°C to 65°C (-13°F to 149°F), 80% RH or less (no condensation)
Drop-proof distance	1 m onto concrete
Standards	Safety : EN 61010, EMC : EN 61326
Functions	Data hold, Auto power-saving function
Power supply	Coin type lithium battery CR2032×1
Continuous use	70 hours
Dimensions and mass	57W×181H×16D mm (2.24"W × 7.13"H × 0.63"D), 100 g (3.5 oz.)

AC FLEXIBLE CURRENT SENSOR CT6280 specifications

Core jaw diameter	φ130 mm (5.12") (Cable cross-section diameter: 5 mm (0.20"), tip cap diameter: 7 mm (0.28"))
AC Current	420.0 A / 4200 A (±3.0% rdg.±5 dgt.)
Cable length	800 mm (31.5")

Order code/ Options

Model: AC CLAMP METER CM3289

Model No. (Order Code) (Note)

CM3289 True RMS

Bundled accessories

Carrying Case 9398
Test Lead L9208
Coin type lithium battery CR2032
Instruction Manual
Operating Precautions



TEST LEAD L9208

CARRYING CASE 9398


AC FLEXIBLE CURRENT SENSOR CT6280
(optional, includes C0205 and attachment)



CARRYING CASE C0205
(optional, for storing the CT6280, L9208 and main body)



TEST LEADS HOLDER 9209
(optional, one end of each test lead is fixed to rear of case.)



CONTACT PIN SET L4933* (optional)



SMALL ALLIGATOR CLIP SET L4934* (optional)



*Probe tips can be used on TEST LEAD L9208.

About AC measurement

There are two methods for converting current into RMS values: the **mean method** (mean rectification RMS value indication) and the **true RMS method** (true RMS value indication). Although both methods yield the same value for undistorted sine waves, distortion of the waveform causes the values to diverge.

True RMS method (True RMS)

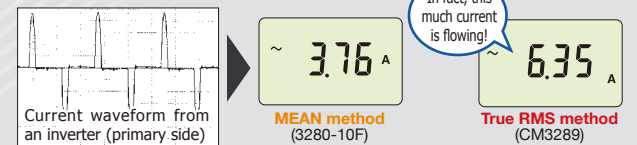
The waveform including harmonic components is calculated according to an RMS calculation formula and displayed.

True RMS measurement yields accurate display values even when measuring a distorted waveform, for example from an inverter-equipped device or switching power supply.

MEAN method (MEAN value)

The input waveform is treated as an undistorted sine wave (single frequency only). The AC signal mean is calculated, converted to an RMS value, and displayed. The measurement error increases when the waveform is distorted.


■ Comparing distorted current values from an inverter, etc.



For **MEAN method** measurement
Rugged & Compact

AC CLAMP METER 3280-10F

- AC Current (1000 A AC), AC Voltage, Resistance
- Also accepts flexible current sensor for measuring large currents/thick wires.



Note: Company names and Product names appearing in this catalog are trademarks or registered trademarks of various companies.

HIOKI

Find Quality Products Online at:

www.GlobalTestSupply.com

sales@GlobalTestSupply.com