

**Very small infrared thermometer for
-50 °C to 1030 °C
(-58 °F to 1886 °F)**

Features:

- Size: M12x1, 28 mm long, stainless steel housing
- Temperature range: -50 °C to 1030 °C (-58 °F to 1886 °F)
- Rugged coated silicon optics
- Usable up to 180 °C (356 °F ambient temperature without cooling (LTH sensing head))
- Green LED alarm indication, aiming support, self diagnostic or temp. code indication
- Scalable analog output: 0 – 5/10 V or 4 – 20 mA (two-wire); additional simultaneous alarm output
- Easy programming via smartphone app (IR mobile) or Windows software (Compact Connect)



General specifications

Environmental rating	IP 65 (NEMA-4)
Ambient temperature	-20 ... 120 °C (-4 ... 248 °F) (LT sensing head) -20 ... 180 °C (-4 ... 356 °F) (LTH sensing head) -20 ... 80 °C (-4 ... 176 °F) (electronics) -20 ... 75 °C (-4 ... 167 °F) (electronics/mA version) ¹⁾
Storage temperature	-40 ... 85 °C (-40 ... 185 °F) (sensing head + electronics)
Relative humidity	10 – 95 %, non condensing
Vibration	IEC 60068-2-6 / -64
Shock	IEC 60068-2-27 (25 G and 50 G)
Weight	42 g (1.5 oz)

Electrical specifications

Output / analog	0 – 5 or 10 V or 4 – 20 mA
Output / alarm	0 – 30 V / 50 mA (open collector) (mA version: 500 mA)
Output / digital	Uni-/ bidirectional, 9.6 kBaud, 0/3 V digital level, USB optional
LED functions	Alarm indication, automatic aiming support, self diagnostic, temperature indication (via temp.code)
Input (0 – 10 V)	Programmable functional input for external emissivity setting ²⁾ / ambient temperature adjustment ²⁾ , triggered signal output or peak-hold function
Cable length head – electronics: after electronics:	0.5 m (standard), 3 m, 6 m (1.7 ft (stand.), 9.8 ft, 19.7 ft) 0.5 m (standard), 3 m, 6 m (1.7 ft (stand.), 9.8 ft, 19.7 ft)
Power supply	5 – 30 V DC
Current draw	9 mA (mV version)

Measurement specifications

Temperature range (scalable via software)	-50 ... 1030 °C (-58 °F ... 1886 °F)
Spectral range	8 – 14 μm
Optical resolution (90 % energy)	22:1 (LT22H) 15:1 (LT15 / LT15H) 2:1 (LT02)
CF lens (optional)	2.3 mm @ 50 mm (0.09 in @ 1.97 in) (22:1) 3.4 mm @ 50 mm (0.13 in @ 1.97 in) (15:1) 2.5 mm @ 23 mm (0.10 in @ 0.91 in) (2:1 with CF optics)
System accuracy	±1.0 % or ±1.0 °C (±1.8 °F) ^{3), 4)}
Repeatability	±0.5 % or ±0.5 °C (±0.9 °F) ^{3), 4)}
Temperature coefficient	±0.05 K/K or ±0.05 %/K ⁵⁾
NETD	50 mK ⁶⁾
Response time (90 %)	14 ms (LT) / 150 ms (LTH)
Emissivity / Gain (adjustable via 0 – 5 V DC input or software)	0.100 – 1.100
Transmissivity (adjustable via software)	0.100 – 1.100
Signal processing (parameter adjustable via software)	Peak hold, valley hold, average; extended hold function with threshold and hysteresis
Dimensions of electronics	Length: 35 mm (1.4 in) / Diameter: 12 mm (0.5 in)
Software	optris® Compact Connect (Windows) IR mobile (Android)

¹⁾ mA version: For Vcc (supply voltage) 5 – 12 V DC/ the electronic's max. ambient temperature is 65 °C (149 °F) at Vcc >12 V DC

²⁾ mV version only

³⁾ Object temperature >23 °C (>73 °F); whichever is greater

⁴⁾ At ambient temperature 23 ±5 °C (73±41 °F)

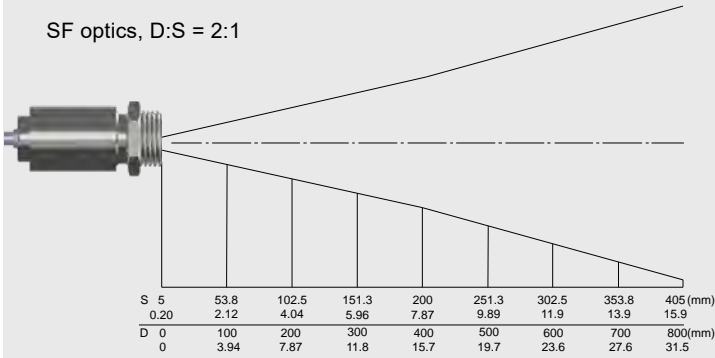
⁵⁾ At ambient temperatures <18 °C (<64 °F) and >28 °C (>82 °F); whichever is greater

⁶⁾ At time constant of 200 ms and T_{obj} 200 °C 392 °F

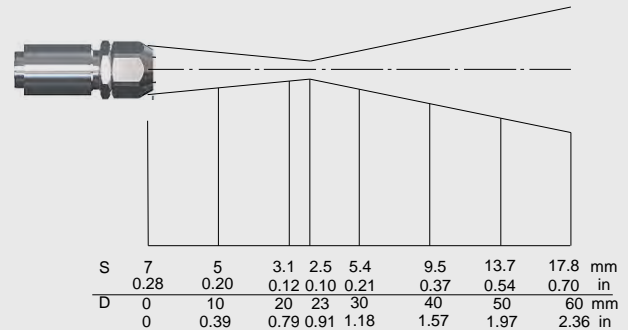
optris® CSmicro LT / LTH

Optical parameters

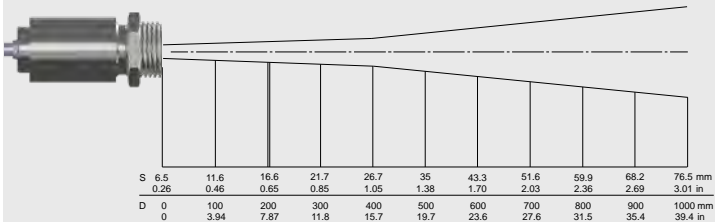
SF optics, D:S = 2:1



CF optics D:S = 2:1 (far field = 2,5:1)

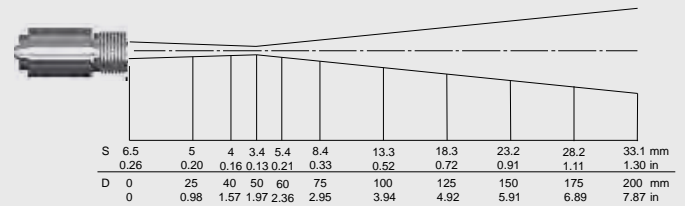


SF optics, D:S = 15:1

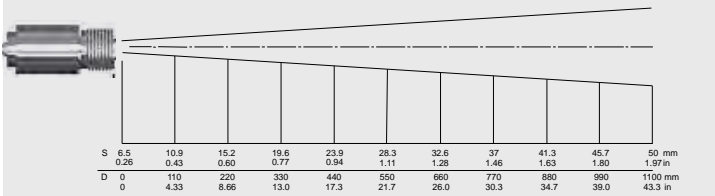


Options with integrated CF lens

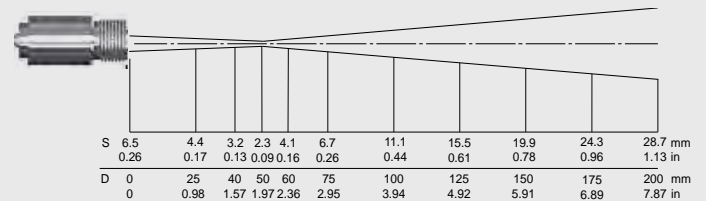
CF optics D:S = 15:1 (far field = 5:1)



SF optics D:S = 22:1

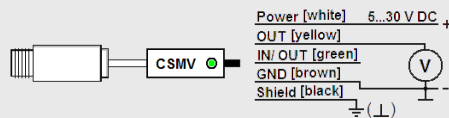


CF optics, D:S = 22:1 (far field = 6:1)

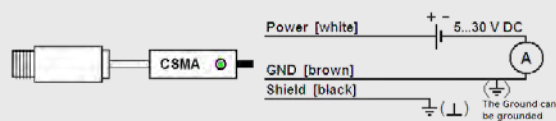


Connections

Connection mV version



Connection mA version

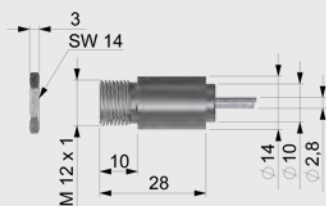


The CSmicro can be connected to a smartphone via the IR app connector

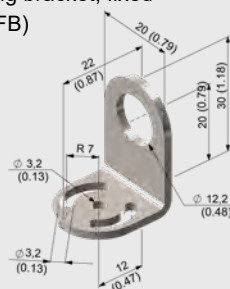


Dimensions

Dimensions CSmicro



Mounting bracket, fixed (ACCTFB)



Air purge with integrated CF optics (ACCTAPLCF)

