

Advanced Digital Temperature Controller

Key Specifications

Working Temperature: From -40°C to +200°C

Temperature Stability: ±0.01°C

Maximum Pressure: psi (bar)

120 VAC/60 Hz Models 4.3 (0.3)

240 VAC/50 Hz Models 3.6 (0.25)

Maximum Flow Rate:	Pressure	Suction
	gpm (l/min)	gpm (l/min)
120 VAC/60 Hz Models	5.3 (20.1)	3.9 (14.7)
240 VAC/50 Hz Models	4.4 (16.7)	3.2 (12.2)



Features:

- Intuitive 3.75" (9.5 cm) display with touch-pad control
- 4 languages: French, German, Spanish, English
- Variable-speed pressure/suction pump with external circulation and temperature control capability
- Swivel 180™, LidDock™, DuraTop™, WhisperCool™, Cool Command™
- On-board connectivity: USB-A & B, RS232/485, Ethernet and external temperature probe
- Automatic and/or user-adjustable performance optimization
- Single-point calibration
- Complies with DIN 12876-1 Class III safety requirements for use with flammable liquids



Alpha-numeric message bar guides you through setup and provides important operational information.



For further optimization of temperature control, you can easily input the specific heat capacity value for the heat transfer fluid that you're using.

For additional information on the Advanced Digital Controller's features and capabilities, see pages 22 and 23.



7-Liter: -20°C, Low-Profile

Temperature Range:
-20° to +200°C

Working Access (L x W x D):
6.18 x 5.59 x 5"
15.7 x 14.2 x 12.7 cm

Overall Dimensions (L x W x H):
23.2 x 16.2 x 16.2"
58.9 x 41.1 x 41.1 cm

7-Liter: -20°C

Temperature Range:
-20° to +200°C

Working Access (L x W x D):
6.18 x 5.59 x 5"
15.7 x 14.2 x 12.7 cm

Overall Dimensions (L x W x H):
21.3 x 8.7 x 24.3"
54.1 x 22.1 x 61.7 cm

7-Liter: -40°C

Temperature Range:
-40° to +200°C

Working Access (L x W x D):
6.18 x 5.59 x 5"
15.7 x 14.2 x 12.7 cm

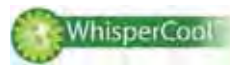
Overall Dimensions (L x W x H):
21.3 x 8.7 x 24.3"
54.1 x 22.1 x 61.7 cm

15-Liter: -30°C

Temperature Range:
-30° to +200°C

Working Access (L x W x D):
8.35 x 10.88 x 5.5"
21.2 x 27.6 x 14 cm

Overall Dimensions (L x W x H):
22.4 x 14.5 x 26.9"
56.9 x 36.8 x 68.3 cm



15-Liter: -40°C

Temperature Range:
-40° to +200°C

Working Access (L x W x D):
8.35 x 10.88 x 5.5"
21.2 x 27.6 x 14 cm

Overall Dimensions (L x W x H):
22.4 x 14.5 x 26.9"
56.9 x 36.8 x 68.3 cm

20-Liter: -30°C

Temperature Range:
-30° to +200°C

Working Access (L x W x D):
9.85 x 12.45 x 5.5"
25 x 31.6 x 14 cm

Overall Dimensions (L x W x H):
24 x 16.6 x 26.9"
61 x 41.9 x 68.3 cm

28-Liter: -30°C

Temperature Range:
-30° to +200°C

Working Access (L x W x D):
12.35 x 14.13 x 5.5"
31.4 x 35.9 x 14 cm


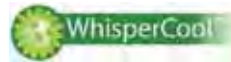
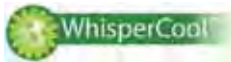
Overall Dimensions (L x W x H):
26.5 x 18 x 26.9"
67.2 x 45.7 x 68.3 cm

45-Liter: -25°C

Temperature Range:
-25° to +135°C

Working Access (L x W x D):
21.6 x 15.68 x 5.5"
54.9 x 39.8 x 14 cm

Overall Dimensions (L x W x H):
35.8 x 22.4 x 42.1"
90.9 x 56.8 x 107 cm



Reservoir Size	7 Liter Low-Profile	7 Liter		15 Liter		20 Liter	28 Liter	45 Liter ¹
Temperature Range	-20° to +200°C	-20° to +200°C	-40° to +200°C	-30° to +200°C	-40° to +200°C	-30° to +200°C	-30° to +200°C	-25° to +135°C
Cooling Capacity @ 20°C	200 W	200 W	505 W	915 W	1000 W	915 W	915 W	1400 W
Heater	1100 W (60 Hz)/2200 W (50 Hz)							2200 W (50/60 Hz)
Part Number 120 VAC/60 Hz	AD7LR-20-A11B	AD07R-20-A11B	AD07R-40-A11B	AD15R-30-A11B	AD15R-40-A11B	AD20R-30-A11B	AD28R-30-A11B	AD45R-20-A13D
Part Number 240 VAC/50 Hz	AD7LR-20-A12E	AD07R-20-A12E	AD07R-40-A12E	AD15R-30-A12E	AD15R-40-A12E	AD20R-30-A12E	AD28R-30-A12E	AD45R-20-A12E

1. 45 liter bath is 208-240 VAC, 50/60 Hz

Electrical plugs for the part numbers listed are standard U.S. and European types. See page 128 for additional plug types and part numbers.