



**Bluetooth®/IRDA printer
0554 0620/ 0554 0621**

Instruction manual



1 Contents

1	Contents	3
2	Safety and the environment.....	4
3	Specifications	4
	3.1. Use	4
	3.2. Technical data	4
	EC declaration of conformity 0554 0620.....	10
	EC declaration of conformity 0554 0621.....	11
4	Product description.....	12
	4.1. Overview	12
	4.2. Operating mode indicator	13
	4.3. Control key functions	13
5	First steps	14
	5.1. Charging the rechargeable battery	14
	5.2. Inserting paper.....	14
6	Using the product.....	15

2 Safety and the environment

- > Dispose of faulty rechargeable batteries/spent batteries in accordance with the valid legal specifications.
- > At the end of its useful life, send the product to the separate collection for electric and electronic devices (observe local regulations).

3 Specifications

3.1. Use

The testo Bluetooth®/IRDA printer is used to produce report printouts, in conjunction with compatible devices:
E.g. testo 330 (0632 3306 - 3307 from firmware 2.02 onwards),
testo 320 (from firmware 1.06 onwards), testo 324 (from firmware 1.08 onwards), testo 330i (0554 0621 only)



The use of the wireless module is subject to the regulations and stipulations of the respective country of use, and the module may only be used in countries for which a country certification has been granted. The user and every owner has the obligation to adhere to these regulations and prerequisites for use, and acknowledges that the re-sale, export, import etc. in particular in countries without wireless permits, is his responsibility.

3.2. Technical data

General data

Feature	Values
Model	Thermal printer with Bluetooth® and IrDA interface
Printing speed	30 mm/s
Operating temperature	0 to +50 °C / 32 to 122 °F
Storage temperature	-20 to +50 °C / -4 to 122 °F
Dimensions (LxWxH)	150 mm x 80 mm x 41 mm

Feature	Values
Weight	approx. 400 g (including rechargeable battery pack, paper roll, mains unit)
EU Directive	2014/30/EC
Power supply	Lithium-Ion rechargeable battery pack, 2600 mAh, 3.7 V
Thermal paper roll	56.5 mm x 34 mm x 12 mm
Rechargeable battery storage temperature	±0 to 35 °C / 32 to 95 °F
Rechargeable battery charge time	approx. 5-6 h
Rechargeable battery life	approx. 50 m report printouts
Bluetooth® (optional)	Range < 10 m
Warranty	2 years (excl. printer mechanism, rechargeable battery pack)
Warranty terms	Warranty terms: see website

Bluetooth® data 0554 0620





Feature	Values
Type designation	Bluegiga WT12
Specification	2.0
Radio class	Class 2
Coverage	< 10 m / < 32.8 ft.
Product note	WT12
Identification	B011198
Company	10274
Certification	EU countries: Belgium (BE), Bulgaria (BG), Denmark (DK), Germany (DE), Estonia (EE), Finland (FI), France (FR), Greece (GR), Ireland (IE), Italy (IT), Latvia (LV), Lithuania (LT), Luxembourg (LU), Malta

Feature	Values
	<p>(MT), Netherlands (NL), Austria (AT), Poland (PL), Portugal (PT), Romania (RO), Sweden (SE), Slovakia (SK), Slovenia (SI), Spain (ES), Czech Republic (CZ), Hungary (HU), United Kingdom (GB), Republic of Cyprus (CY).</p> <p>EFTA countries: Iceland, Liechtenstein, Norway, Switzerland</p> <p>Other countries: Colombia, El Salvador, Turkey, Ukraine, Australia, USA, Canada</p> <p>FCC (Federal Communications Commission) notice</p> <ul style="list-style-type: none"> - This instrument fulfils part 15 of the FCC Rules - Its commissioning is subject to the following two conditions: <ol style="list-style-type: none"> 1. this instrument must not cause any harmful interference and 2. this instrument must be able to cope with interference, even if this has undesirable effects on operation. <p>Changes</p> <p>The FCC demands that the user be informed that any changes or modifications to the instrument that are not explicitly approved by testo AG may void the user's right to use this instrument.</p>

Bluetooth® data 0554 0621

Feature	Values
Type designation	Stollmann E+V GmbH BlueMod+SR (August 2013)
Specification	4.0, Bluetooth® Classic / LowEnergy
Coverage	< 10 m / < 32,8 ft.
Product note	BlueMod+SR
Identification	B021281
Company	44784

Certification

Country	Comments
EU + EFTA	<p>EU countries: Belgium (BE), Bulgaria (BG), Denmark (DK), Germany (DE), Estonia (EE), Finland (FI), France (FR), Greece (GR), Ireland (IE), Italy (IT), Latvia (LV), Lithuania (LT), Luxembourg (LU), Malta (MT), Netherlands (NL), Austria (AT), Poland (PL), Portugal (PT), Romania (RO), Sweden (SE), Slovakia (SK), Slovenia (SI), Spain (ES), Czech Republic (CZ), Hungary (HU), United Kingdom (GB), Republic of Cyprus (CY).</p> <p>EFTA countries: Iceland, Liechtenstein, Norway, Switzerland</p>
Australia	 E1561
Turkey	Authorized
India	Authorized
Canada	Contains FCC ID: 4957A-MSR Product IC ID: -20160621 IC Warnings
USA	Contains FCC ID: RFRMS Product FCC ID: WAF-20160621 FCC Warnings
Korea	 MSIP-RMM-TE1-BTIRDA KCC Warning
Japan	  202-LSDO26 D 15-0014202 Japan Information

IC Warnings

This instrument complies with Part 15C of the FCC Rules and Industry Canada RSS-210 (revision 8). Commissioning is subject to the following two conditions:

- (1) This instrument must not cause any harmful interference and
- (2) this instrument must be able to cope with interference, even if this has undesirable effects on operation.

Cet appareil satisfait à la partie 15C des directives FCC et au standard Industrie Canada RSS-210 (révision 8). Sa mise en service est soumise aux deux conditions suivantes :

- (1) cet appareil ne doit causer aucune interférence dangereuse et
- (2) cet appareil doit supporter toute interférence, y compris des interférences qui provoqueraient des opérations indésirables.

FCC Warnings

Information from the FCC (Federal Communications Commission)

For your own safety

Shielded cables should be used for a composite interface. This is to ensure continued protection against radio frequency interference.

FCC warning statement

This equipment has been tested and found to comply with the limits for a Class B digital device, pursuant to Part 15 of the FCC Rules. These limits are designed to provide reasonable protection against harmful interference in a residential installation. This equipment generates, uses and can radiate radio frequency energy and, if not installed and used in accordance with the instructions, may cause harmful interference to radio communications. However, there is no guarantee that interference will not occur in a particular installation. If this equipment does cause harmful interference to radio or television reception, which can be determined by turning the equipment off and on, the user is encouraged to try to correct the interference by one or more of the following measures:

- Reorient or relocate the receiving antenna.
- Increase the separation between the equipment and receiver.
- Connect the equipment into an outlet on a circuit different from that to which the receiver is connected.
- Consult the dealer or an experienced radio/TV technician for help.

Caution

Changes or modifications not expressly approved by the party responsible for compliance could void the user's authority to operate the equipment. Shielded interface cable must be used in order to comply with the emission limits.

Warning

This device complies with Part 15 of the FCC Rules. Operation is subject to the following two conditions:
 (1) this device may not cause harmful interference, and
 (2) this device must accept any interference received, including interference that may cause undesired operation.

KCC Warning

해당 무선 설비는 운용 중 전파혼신 가능성이 있음



Japan Information

当該機器には電波法に基づく、技術基準適合証明等を受けた特定無線設備を装着している。

Accessories/spare parts

Description	Item no.
Mains unit 5 V / 1.0 A with micro USB cable	0554 1105
Spare thermal paper, 6 rolls	0554 0568

EC declaration of conformity 0554 0620

 Wir messen es. 

EG-Konformitätserklärung **EC declaration of conformity**

Für die nachfolgend bezeichneten Produkte: We confirm that the following products:

testo BLUETOOTH / IRDA Drucker / testo BLUETOOTH / IRDA printer

Best. Nr.: / Order No.: 0554 0620

wird bestätigt, daß sie den wesentlichen Schutzanforderungen entsprechen, die in der Richtlinie des Rates zur Angleichung der Rechtsvorschriften der Mitgliedstaaten über die **elektromagnetische Verträglichkeit** (2014/30/EU) festgelegt sind. corresponds with the main protection requirements which are fixed in the EEC "Council Directive 2014/30 EU on the approximation of the laws of the member states relating to electromagnetic compatibility" The declaration applies to all samples of the above mentioned product.

Zur Beurteilung der Erzeugnisse hinsichtlich elektromagnetischer Verträglichkeit wurden folgende Normen herangezogen: For assessment of the product following standards have been called upon:

Standards: ETSI EN 300 328 V1.8.1
ETS EN 301 489-1 V1.9.2
ETS EN 301 489-17 V2.2.1

The product is marked with **CE 0700**



Diese Erklärung wird für: This declaration is given in responsibility for:
Testo AG


abgegeben durch / by:

Dr. Jörk Hebenstreit Uwe Haury
(Name / name) (Name / name)

Managing Director Head of Electrical Engineering
(Stellung im Betrieb des Herstellers) (Stellung im Betrieb des Herstellers)
(Position in the company of the manufacturer) (Position in the company of the manufacturer)





Lenzkirch, 22.08.2014
(Ort, Datum / place, date)

 
(Rechtsgültige Unterschrift) (Rechtsgültige Unterschrift)
(Legally valid signature) (Legally valid signature)



Der Hersteller betreibt ein zertifiziertes Qualitätssicherungssystem nach DIN ISO 9001
The manufacturer operates a certified quality assurance system according to DIN ISO 9001

EC declaration of conformity 0554 0621

	
<i>Wir messen es.</i>	
<u>EG-Konformitätserklärung</u>	<u>EC declaration of conformity</u>
Für die nachfolgend bezeichneten Produkte:	We confirm that the following products:
testo BLUETOOTH / IRDA Drucker / testo BLUETOOTH IRDA printer	
Best. Nr.: / Order No.: 0554 0621	
wird bestätigt, daß sie den wesentlichen Schutzanforderungen entsprechen, die in der Richtlinie des Rates zur Angleichung der Rechtsvorschriften der Mitgliedstaaten über die elektromagnetische Verträglichkeit (2014/30/EU) festgelegt sind und bei bestimmungsmäßiger Verwendung den grundlegenden Anforderungen gemäß Artikel 3 der R&TTE-Richtlinie 1999/5/EG entspricht. Zur Beurteilung der Erzeugnisse hinsichtlich elektromagnetischer Verträglichkeit wurden folgende Normen herangezogen:	corresponds with the main protection requirements which are fixed in the EEC "Council Directive 2014/30 EU on the approximation of the laws of the member states relating to electromagnetic compatibility" and comply with the essential requirements of Article 3 of the R&TTE 1999/5/EC Directive. The declaration applies to all samples of the above mentioned product. <i>For assessment of the product following standards have been called upon:</i>
Störaussendung/ Pertubing radiation: Störfestigkeit: / Pertubing resistance: R&TTE-Richtlinie Sicherheits-Richtlinie:	DIN EN 61326-1:2013 class B DIN EN 61326-1:2013 table 1 EN 300 328 V1.8.1: 2012 EN 60950-1:2006+A11:2009+A1:2010+A12:2011+A2:2013
Diese Erklärung wird für:	<i>This declaration is given in responsibility for:</i>
Testo AG	
	
abgegeben durch / by:	
<u>Dr. Rolf Merte</u> <small>(Name / name)</small>	<u>Wolfgang Schwörer</u> <small>(Name / name)</small>
<u>Head of Research & Development</u> <small>(Stellung im Betrieb des Herstellers) (Position in the company of the manufacturer)</small>	<u>Head of Firmware & Electronics</u> <small>(Stellung im Betrieb des Herstellers) (Position in the company of the manufacturer)</small>
<u>Lenzkirch, 20.08.2015</u> <small>(Ort, Datum / place, date)</small>	
<u>ppa</u> <small>(Rechtsgültige Unterschrift) (Legally valid signature)</small>	<u>i.V.</u> <small>(Rechtsgültige Unterschrift) (Legally valid signature)</small>
<small>Der Hersteller betreibt ein zertifiziertes Qualitätssicherungssystem nach DIN ISO 9001 The manufacturer operates a certified quality assurance system according to DIN ISO 9001</small>	

4 Product description

4.1. Overview



- 1 Bluetooth®/infrared interface
- 2 Operating mode indicator
- 3 On/Off control key
- 4 Paper feed control key
- 5 Paper roll (printable side out)
- 6 Paper compartment cover
- 7 Magnetic holder (on back)

⚠ WARNING
Magnetic field
May be harmful to those with pacemakers.
> Keep a minimum distance of 10 cm between pacemaker and printer.

CAUTION

Magnetic field

Damage to other devices!



- > Keep a safe distance away from products that could be damaged by the effects of magnetism (e.g. monitors, computers or credit cards).



8 Micro USB connection for connecting to the mains unit or the PC.

4.2. Operating mode indicator

LED	Function
Steady green light	<ul style="list-style-type: none"> • Standby mode • Printing out print data
Flashing green light	<ul style="list-style-type: none"> • Receiving print data
Steady red light	<ul style="list-style-type: none"> • Not ready for operation • Paper compartment cover open • No paper inserted.
Flashing red light	<ul style="list-style-type: none"> • Rechargeable battery low
Flashing red/green light	<ul style="list-style-type: none"> • Rechargeable battery is charging
Off	<ul style="list-style-type: none"> • Sleep mode, automatically activated 2 minutes after a button was last pressed

4.3. Control key functions

Control keys	Functions
	<ul style="list-style-type: none"> • Switch on printer: press key < 2 s • Switch off printer: press key > 2 s
	<ul style="list-style-type: none"> • Short paper feed: press key < 1 s • Paper feed for as long as the key is pressed: press key > 1 s

Control keys	Functions
 and 	<ul style="list-style-type: none"> • Start a test print (printer is switched off): press keys < 1 s simultaneously • Bluetooth® module test (printer is off): press keys > 1 s simultaneously

5 First steps

5.1. Charging the rechargeable battery

The rechargeable battery can only be charged at an ambient temperature of ± 0 to $+35$ °C. If the rechargeable battery has been completely discharged, charging time at room temperature using the testo mains unit is approx. 6 h.

> Connect battery charger (0554 1105) to a mains socket and connect the printer.

i If stored for a prolonged period of time, the battery should be charged every once in a while because otherwise this may result in damage due to deep discharge.


Charging in the measuring instrument

1. Plug the mains unit instrument plug into the instrument's micro USB socket.
2. Plug the mains plug of the mains unit into a mains socket.
 - The charging process will start. The charging process will stop automatically when the battery is fully charged.

Battery care

> Do not fully exhaust rechargeable batteries.

5.2. Inserting paper



1. Flip paper compartment cover up.
2. Insert paper roll, see illustration.
3. Close paper compartment cover.

6 Using the product

Printing data

i When first setting up a connection between a testo measuring instrument and the Bluetooth / IRDA printer, the initialization phase can last up to 30 seconds.

- ✓ Printer is switched on.
- > Start the print process from the instrument transmitting the data.
- Data is printed out (LED flashes green).